Finish and Tidy the Workspace

Number the pictures: put materials away, wipe, dry, and leave the space ready.

Name _____ Date _____



Put tools away



Wipe the surface



Finish the activity



Ready for another person

Finish and Tidy the Workspace

Number the pictures: put materials away, wipe, dry, and leave the space ready.

Name _____ Date _____



3

Put tools away



2

Wipe the surface



1

Finish the activity



4

Ready for another person